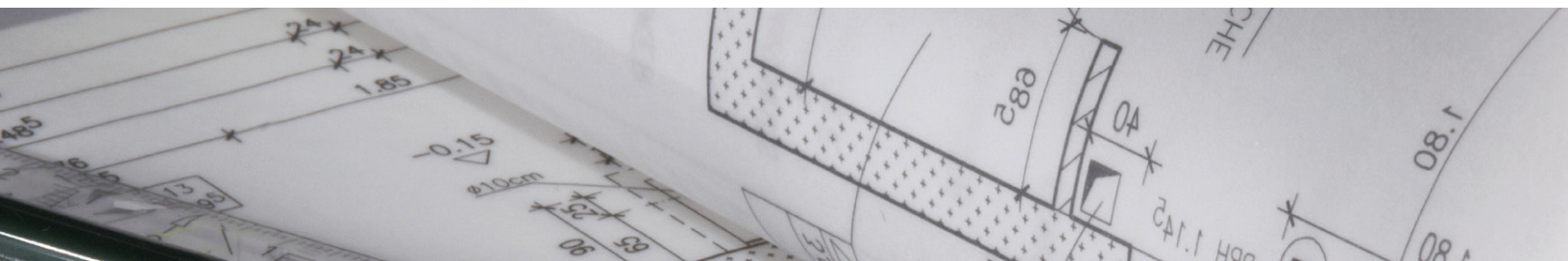




Pentalift Ultrahook Vehicle Restraint System
Model UHR40 Vehicle Restraint Safety System
The Ultimate Vehicle Restraint Safety System



Engineered for Safety!

Why the Ultrahook UHR40?

Our competitors hope that you do not discover why the Ultrahook UHR40 is properly positioned. However, for the ultimate in safety and reliability, you should.

Existing loading docks can be easily modified to accommodate an Ultrahook UHR40 installation.

In most facilities, the loading dock is the harshest and least considered area from a maintenance and cleanliness standpoint.

Generally, access to the loading dock operation is available to transport personnel not employed by your company and who are not trained or aware of your safety procedures and policies. In an effort to get in and out of the dock area as quickly as possible, safety procedures and policies can be compromised or ignored altogether. Even if the operation is only partially compromised a disastrous situation could occur, resulting in an accident at your loading dock.

Loading docks are a necessity. Selecting the safest vehicle restraint is a responsibility.

Ultrahook UHR40 Safety System Design Features

The Ultrahook UHR40 is installed under the dock leveler which reduces maintenance and maximizes the reliability. When in use restraining the trailer, the only component that extends is the heavy steel hook. When not in use the entire assembly is safely stored and protected under the dock leveler. The main working components are away from weather, dirt and debris.


Simple and reliable design offers easy installation and minimal maintenance.

Heavy-Duty Steel Hook, constructed from 1-3/4" thick, 50,000 PSI minimum yield steel plate provides a 40,000 lb. draw bar rating.


Recessed behind the face of the foundation wall with no protruding components when stored with an operating range of 9" to 29" and a restraining capacity of 40,000 lb..

External float spring facilitates easy adjustment and allows the Ultrahook UHR40 to fully float with the trailer suspension.

The Ultrahook UHR40 operation assures that there is no "gap" between the restraining hook and the rear impact guard of the trailer. The elimination of any "gap" further increases the holding power of the Ultrahook UHR40, by not permitting a restrained trailer to develop momentum during an unscheduled departure attempt.



Hydraulic cylinders offer the ultimate in reliability (proven in industries such as aircraft and heavy construction equipment), eliminating problems associated with external electric motors, linear activators and / or gas spring operation.



To facilitate simple installation and retrofitting a "pour in place" pan version is available. It comes with a removable steel cover to keep out concrete and debris during installation.

Pentalift Ultrahook UHR40 Communication System



Interior sign directs lift truck operator to load/unload on green light signal only.



Exterior high visibility, deluxe lights and dual image safety yellow instruction light and signs provided as standard. Narrow width of signs facilitates easy installation between dock seal side pads.



Ultrahook UHR40 is shown in the stored position ready to accept the trailer. All of the restraint components are protected under the dock leveler, away from snow, ice and debris. The installation provides a "clean" appearance.

No "Gap" Increases Restraining Capacity



NEMA 12 interior wall mount control station. High visibility interior signal lights are coordinated with exterior signal lights.

Clear, concise and easy to follow instructions guide dock attendant on how to use the system. Amber light and selector switch to accommodate "override" mode. Combination control panel (shown above) combines the controls for all loading dock equipment into a single common panel and interlock dock equipment such as the; vehicle restraint system, hydraulic dock Leveler, overhead door and inflatable dock shelter. This ensures proper use and sequencing of equipment for increased safety and ease of operation. PLC activation is standard.



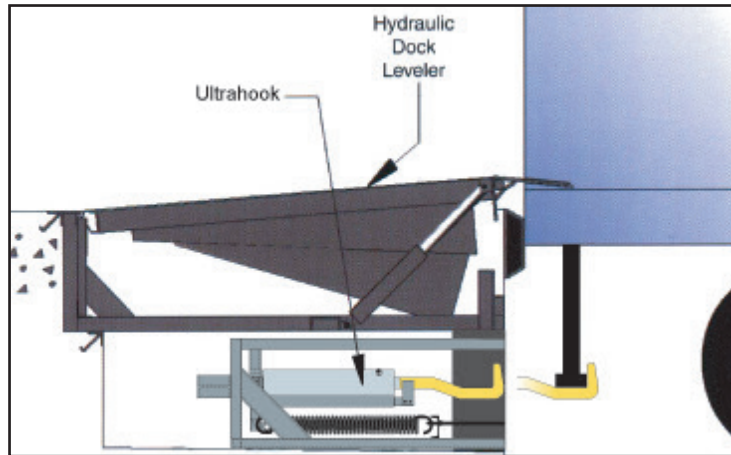
Once the truck is positioned the Ultrahook UHR40 reaches out and pulls in to hook and securely hold the trailer while loading / unloading takes place. The only component that extends beyond the pit is the heavy-duty steel hook.

When the Ultrahook UHR40 engages, it draws firmly up against the rear impact guard of the trailer. Unlike other types of restraints there is no "gap". The benefit of eliminating the gap is that it stops the trailer from gaining momentum in the event of an unscheduled departure attempt. If momentum is gained it increases the forces applied to all the components holding the trailer. These include the rear impact guard of the trailer, the wall that the restraint is attached to and the restraint itself. Other designs of restraints permit a gap and momentum to exist. The Ultrahook UHR40 does not.


Installation Placement Positions the Ultrahook UHR40 as the Ultimate Vehicle Restraint System

Direct and indirect costs of an industrial accident at the loading dock can easily exceed \$5,000,000 and result in increased insurance costs. The Ultrahook UHR40 Vehicle Restraint Safety System reduces the potential for such an accident.

Important safety equipment should not be affected by the elements commonly present at the face of every loading dock. The fact that the Ultrahook UHR40 is protected under the dock leveler (as shown just below) results in the following benefits:



Benefits: The "under dock" position of the restraint protects the restraint from adverse conditions on the outside of the dock area. Only the restraint arm is exposed to the external adverse elements at the loading dock. The concerns highlighted below are eliminated.



Eliminate damage and costly repairs to the restraint or snow removal equipment caused by hidden impact. **Eliminate** difficulty of negotiating equipment close enough to face of the dock for proper snow removal.



Eliminate downtime and maintenance costs caused by accumulation of snow, ice and debris. These conditions can also cause the restraint to show false, therefore dangerous, operation signals.

"Our Primary Goal is to engineer and build the best products to ensure the ultimate in user safety and product reliability"

*Paul Pedersen
President
Pentalift Equipment Corporation*

Individual Product Catalogs are available and can also be found on our website.
Pentalift also manufactures a complete line of Lift Tables for your in plant material handling needs.

Note: Some photos may reflect products with optional features. All Pentalift Equipment Corporation products are subject to design improvement through modification without notice.

Pentalift Equipment Corporation
P.O. Box 1060, Guelph, ON N1H 6N1 Canada P.O. Box 1510, Buffalo, NY 14240 – 1510 USA
Phone: (519) 763 3625 Fax: (519) 763 2894
www.pentalift.com

1210D022 Printed in Canada